

RUG1  university of groningen




Integrating international students in the regional labour market: the case of the University of Groningen in the North of The Netherlands


Jouke van Dijk
 Professor of Regional Labour Market Analysis, University of Groningen,
 Faculty of Spatial Sciences, Department Economic Geography

Presentation for the Guild virtual seminar series 'National strategies and the role of universities in integrating international students to the local labour market', University of Tartu, online seminar, November 29, 2021.

Email: jouke.van.dijk@rug.nl Website: www.joukevandijk.nl

1

 university of groningen



Outline

- Geographical and regional economic setting, COVID19
- Regional labour market situation
- Student mobility University of Groningen (UG)
- Braindrain versus integrating international students
- Policy initiatives in Groningen
- Conclusions

2




3




4

 university of groningen






City of Groningen

- ✓ City since 1040
- ✓ Cultural & economic capital of the North, two hours from Schiphol Airport with every half hour a train connection
- ✓ University City: 220.000 inhabitants, 50% younger < 35 yr
- ✓ 66.000 students, (11.000 from abroad) at University of Groningen (UG) and Hanze University of Applied Sciences
- ✓ Lively and cosmopolitan
- ✓ Nearly everyone speaks English




5

 university of groningen

University of Groningen

- ✓ Founded in 1614, 140.000 alumni,
- ✓ Top 100 Research University (ARWU 64, THE 84)
- ✓ Nobelprize 2016 Chemistry: Ben Feringa
- ✓ 34.000 students, 6.000 staff, 120 nationalities
- ✓ International: 8.400 student (24%) from abroad
- ✓ 120 English-taught Master's and 35 Bachelor programmes; 4.350 PhD candidates (51% international)
- ✓ Recognize differences in talent and ambition
- ✓ Stimulate cross-border research and education



6

university of groningen

Regional economic setting, March 2020: COVID19!!

7

university of groningen

Changes in GDP 2000-2021

Nederlandse economie (kwartaal op kwartaal)

COVID19

Economische groei en krimp 2000-2021

8

university of groningen

Tension on the labour market 2011-2021

Openstaande vacatures en werkloze beroepsbevolking (seizoengecorrigeerd)

Number of vacancies > Number of unemployed!

Unemployed Labour Force

Open Vacancies

War for Talent!!

Legende: Lage - hoge spanning; Meer vacatures dan werklozen; Werkloze beroepsbevolking (seizoengecorrigeerd); Openstaande vacatures (seizoengecorrigeerd)

9

university of groningen

Probability to find a job for academic graduates: quick recovery after start COVID in March 2020

Herstel na coronadip

Baankansen van starters in 2020 ten opzichte van een jaar eerder

PROCENT

maart 2020

Academici

o.k.t.o.b.e.r september

BRON: EW/SEO ECONOMISCH ONDERZOEK (2021)

10

university of groningen

Labour shortages by region

Spanning op de arbeidsmarkt, 2e kwartaal 2021

Klik op een provincie om de ontwikkeling te bekijken.

vacatures per 100 werklozen

- < 88,4
- 88,4 - 98,6
- 98,7 - 109,2
- 109,2 - 119,6
- > 119,6

Openstaande vacatures en werklozen, 2e kwartaal 2021

Groningen: almost equal number of vacancies and unemployed

11

university of groningen

Cijfers arbeidsmarkt breken alle records: meer vacatures dan ooit

Werk genoeg, maar waar zijn de mensen?

36 in het hart

in het hart 37

Veel vacatures horeca in Drenthe en Groningen

Personeel gezocht!

Van afwaster tot stevenshoed, wij zoeken mensen met een passie voor de horeca

12

university of groningen

Student mobility University of Groningen

13

university of groningen

Migration patterns to / from city of Groningen

Netto migratie van en naar gemeente Groningen, 2013-2016

Meer vestigen in Groningen dan vertrekken: **Net gain Gr.**

Meer vertrekken uit Groningen dan vestigen: **Net loss Gr.**

Binnenlandse verhuizingen van en naar de gemeente Groningen, 2013-2016

Migration by age

14

university of groningen

Growing cities in a shrinking surrounding region:

The escalator-model

→ redistribution of human capital mainly **within**, but also **between** regions!

Braindrain from The North?

15

GRONINGEN

Wie zet de roltrap naar de Randstad stil?

Duizenden studenten stromen deze weken door Groningen binnen. Wanneer de studieriep zit, verlaat hun groep de stad heel snel. Waarom?

Indeuren wil naar Amsterdam, dat is voor velen echt een soort Mekka!

Wethouder wil onderzoek naar motieven vertrekkende studenten

Who stops the escalator to the Randstad?

16

university of groningen

Where do UG students come from and go later?

- 65% of the graduates born in the North graduate from UG, **35%** goes elsewhere, mainly to Technology Universities
- 47% of the UoG students is born in the North and thus **53%** from outside the North
- Two year after graduation **49%** of the UG graduates lives in the North. Four-six year after graduation this lowers to respectively **40%** en **36%**.
- Those with Nordic roots stay more!

Woonlocatie voor en na studeren aan RUG

Woonlocatie in 1e jaargang leerslot	Woonlocatie 2 jaar na afstuderen	Woonlocatie 4 jaar na afstuderen	Woonlocatie 6 jaar na afstuderen
52,5	51,1	49,0	43,7
47,5	48,9	51,0	56,3
Noorden	Noorden	Niet-Noorden	Noorden

17

university of groningen

Mobility of students from 10 years before till 18 years after graduation

Main reasons to leave Groningen:

- Career opportunities (69%)
- Partner (40%)

Bron: Venhorst, V.A., Koster, S. en Van Dijk, J. (2013). Geslaagd in de Stad.

18

university of groningen

International Student mobility University of Groningen

19

university of groningen

International students in The Netherlands

International degree students in the Netherlands in 2020-2021

Number and share of international degree students by institution in 2020-2021

Institution	Number	Share
UvA	10,500	27.0%
RUG	8,300	24.2%
UvT	6,293	20.9%
TU/e	5,840	22.4%
UW	5,638	17.4%
VU	4,435	14.0%
Uu	3,803	9.7%

Trend over time: Increase 2006 till 2020: 15.000 → 70.000

20

university of groningen

International students UG: increase 2015 - 2021 from 4.200 – 8.400; Countries of origin:

buitenlandse studenten naar land, top 15 landen, 2020-2021

Country	Number of students
Germany	3164
Romania	696
Italy	559
Bulgary	478
Great Britain	476
China	410
Ireland	405
Greece	383
Spain	307
India	302
France	259
Indonesia	256
Poland	222
Slovakia	155
Hungary	152

→ 1 out of 3 comes from Germany

UG: RUG (blue), Hanze (red)

21

university of groningen

Labour market position international students after graduation at UG

- Information is very scarce and fragmented!
- Five year after graduation about 25% of the students from abroad still lives in The Netherlands, but mainly in the Amsterdam region. Only 3% is still in Groningen. If the international students stay in The Netherlands, they hardly stay in Groningen!
- The North: mainly Small-Medium sized firms with limited career options. SME hesitate hiring International students due to language/cultural barriers

→ Given the expected shortage of labour and the war for talent more policies are developed, but there is also a lot to win at the national market!

22

university of groningen

Policies for internationals

- Free Dutch courses for international students paid by UoG
- International Welcome Centre Groningen: one-stop shop for international people living in the North
- "Make it in the North" for Talent, Startups and Business in the North
- 30% income tax ruling for five years for employees who are recruited from abroad who bring specific skills to the Netherlands
- Campus eco-system for facilitating graduates and start-ups
- UG Career Services: career advice before, during and after the degree
- UG Corporate Academy for Talent development (Dean of Talent)
- Rosalind Franklin Fellowships programme promotes the advancement of excellent female international researchers
- Dual Career Support: What can the UG offer to my spouse/partner?
- International school for children of international staff
- The Northern Times with news from the North in English

23

university of groningen


UG pays for Dutch courses

Dutch courses paid for by the University of Groningen

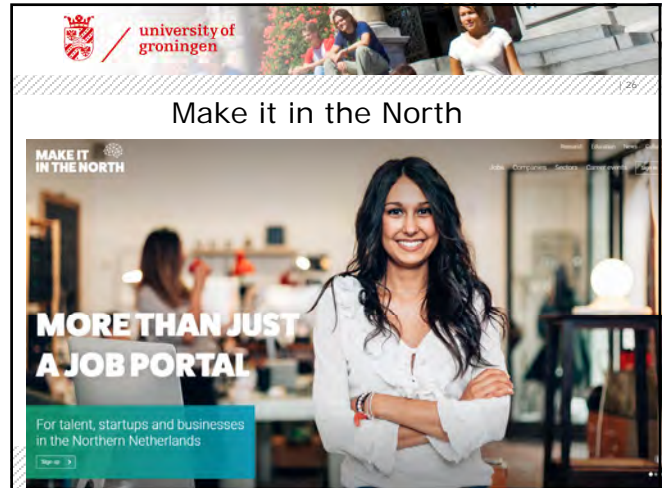
International students, PhDs and partners of the University of Groningen are being offered Dutch courses at the Language Centre by the Board of the University of Groningen.

You can take Dutch courses up to level B1 (see below), Dutch courses for (senior) academic purposes, and non-academic courses up to B1 and B2.


24



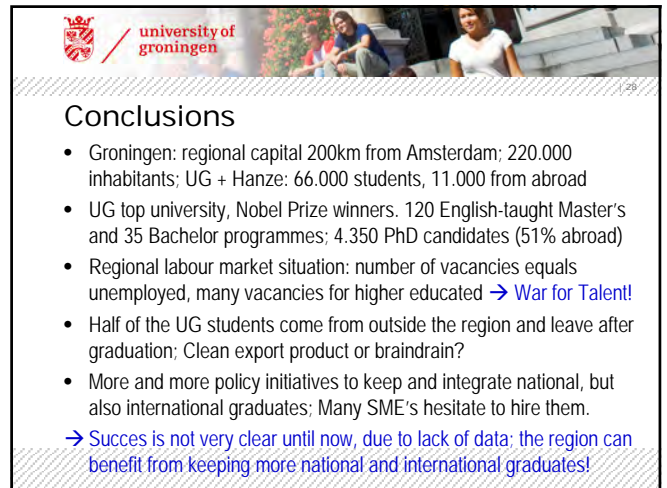
25



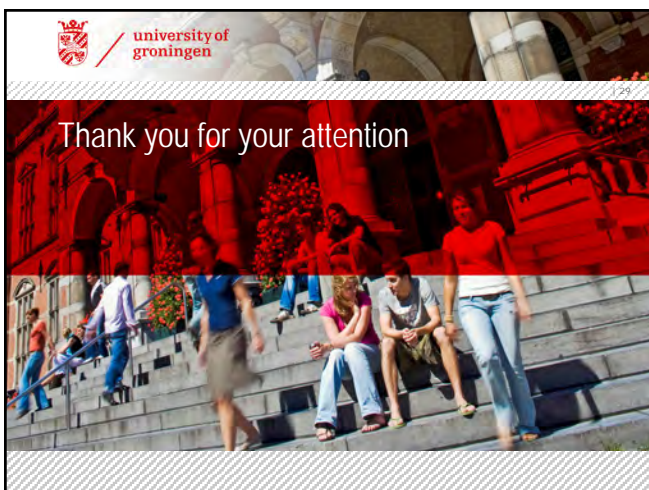
26



27



28



29



30